

Jan 1, 2014 - Jan 31, 2014

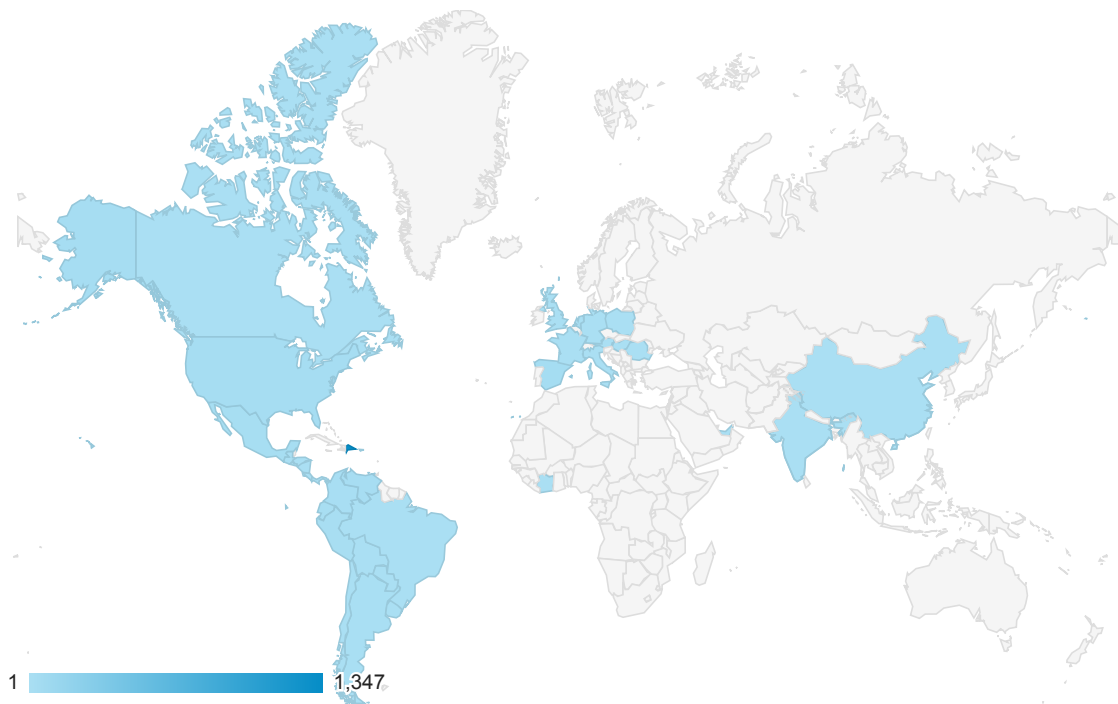
Location

All Sessions
100.00%

+ Add Segment

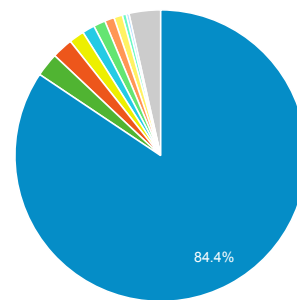
Map Overlay

























Summary



Country / Territory	Sessions	Sessions
	1,596 % of Total: 100.00% (1,596)	1,596 % of Total: 100.00% (1,596)
1. Dominican Republic	1,347	84.40%
2. Spain	42	2.63%
3. United States	37	2.32%
4. Venezuela	27	1.69%
5. Mexico	22	1.38%
6. Peru	21	1.32%
7. Ecuador	17	1.07%
8. Colombia	15	0.94%
9. Argentina	7	0.44%
10. Chile	5	0.31%
11. Germany	5	0.31%
12. India	5	0.31%

Contribution to total: Sessions



13.	 Paraguay	5	0.31%
14.	 Uruguay	5	0.31%
15.	 Brazil	4	0.25%
16.	 Panama	4	0.25%
17.	 Canada	3	0.19%
18.	 Costa Rica	3	0.19%
19.	 Bolivia	2	0.13%
20.	 China	2	0.13%
21.	 United Kingdom	2	0.13%
22.	 Puerto Rico	2	0.13%
23.	 United Arab Emirates	1	0.06%
24.	 Austria	1	0.06%
25.	 Côte d'Ivoire	1	0.06%
26.	 France	1	0.06%
27.	 Guatemala	1	0.06%
28.	 Honduras	1	0.06%
29.	 Hungary	1	0.06%
30.	 Italy	1	0.06%
31.	 Nicaragua	1	0.06%
32.	 Netherlands	1	0.06%
33.	 Poland	1	0.06%
34.	 Romania	1	0.06%
35.	 El Salvador	1	0.06%
36.	 (not set)	1	0.06%